

## Box Contents

PoE Splitter (70718)

**Input:** PoE IEEE 802.3af

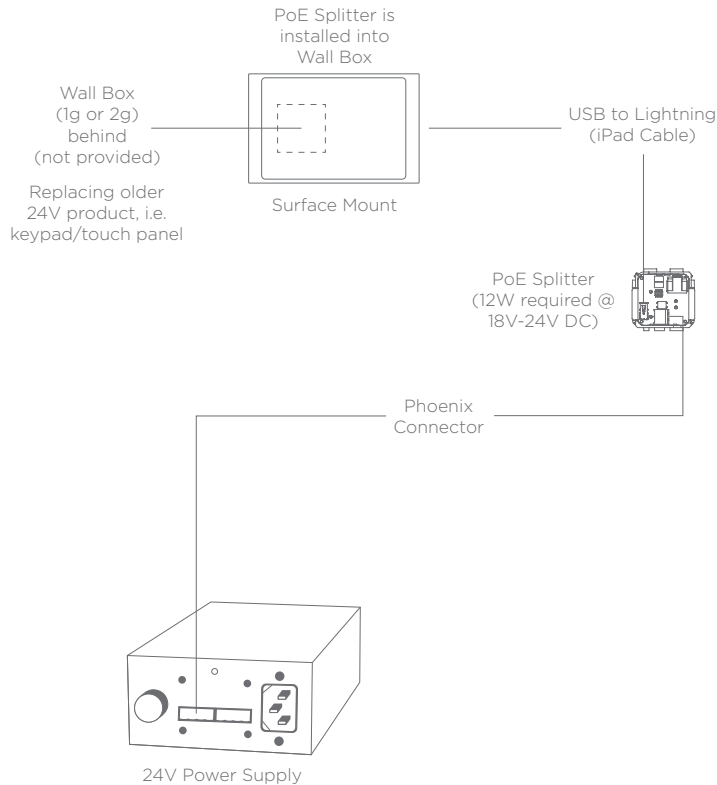
**Aux Input:** 18V DC to 24V DC

**Output:** 5V DC via USB up to 12W

There are many options to power the Surface Mount product  
Below are the various power and wiring scenarios and the required components

### 24V / Retrofit Power Equipment Rack (Home Run)

Required Surface Mount System Components: (Bezel, PoE Splitter)

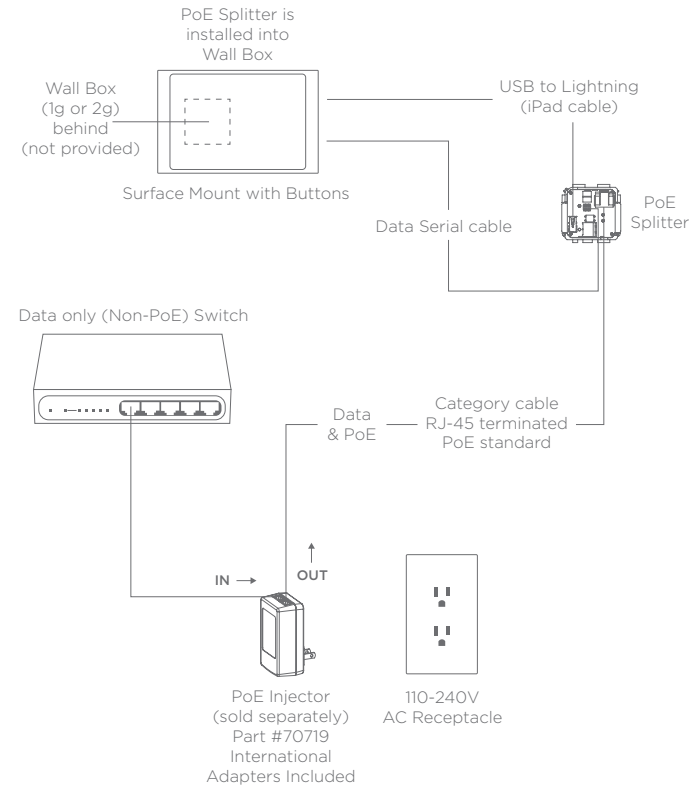


If using PoE power, remove Phoenix Connector from PoE Splitter prior to installation

**iPort**  
**Surface Mount**  
Power and Wiring Guide

### Data + Injected PoE Power Equipment Rack (Home Run)

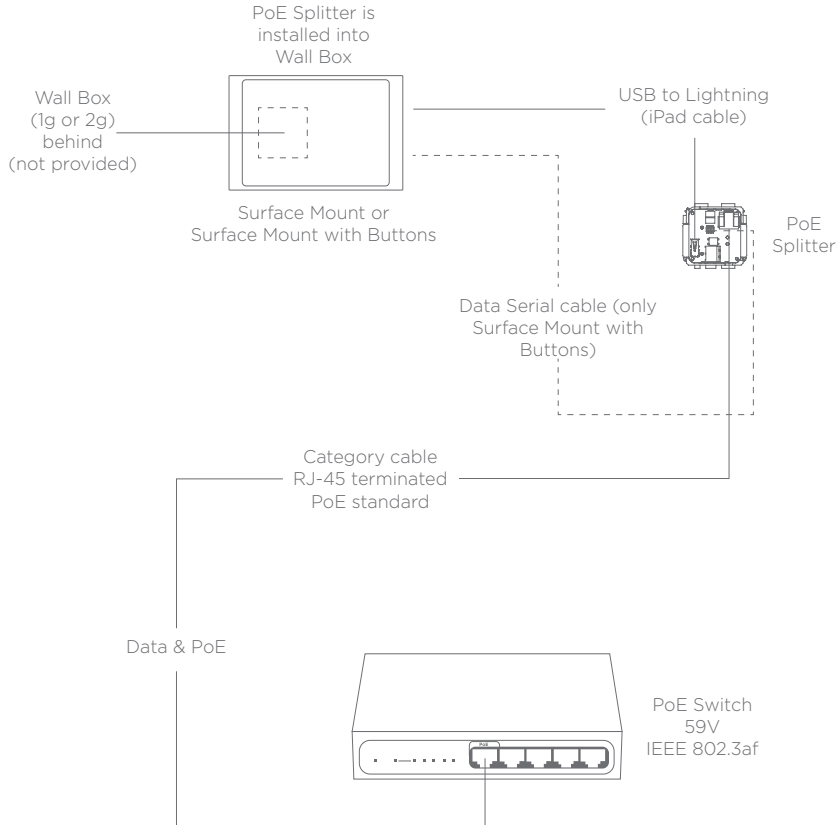
Required Surface Mount System Components: (Bezel, PoE Splitter, PoE Injector)



## PoE Power

Equipment Rack (Home Run)

Required Surface Mount System Components: (Bezel, PoE Splitter)



## Receptacle Power

Wall Box & Grommet

Required Surface Mount System Components: (Bezel, PoE Splitter, PoE Injector)

